

Converting a Trial Version into a Full Version

Reference Number: **KB-02849**

Last Modified: **May 7, 2024**

The information in this article applies to:



QUESTION

While evaluating the trial version, I ended up creating a plan that I would now like to save. How do I activate the full version and not lose my work?

ANSWER

In order to activate the full version of a Chief Architect or Home Designer product, you must first purchase a full version product key. Once purchased, a trial version can be converted to a full version using the instructions below.

Trial versions can only be converted to full programs of the same title. For example, the Home Designer Professional trial cannot be converted to a full version of Home Designer Suite. This means plans started in the trial version of Home Designer Professional cannot be saved to work in the full version of Home Designer Suite.

To purchase a full version product key

1. From within the trial version, navigate to **Help > Purchase Chief Architect / Home Designer...**  to open a web browser to the "Buy Now" web page.

You can also click on the **PURCHASE FULL VERSION NOW**  button located at the bottom of the Dashboard.

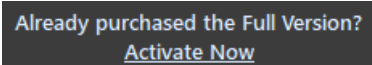
2. Choose your desired options on the product selection, billing, and shipping pages. When the order is complete, you will receive a confirmation email.

For additional assistance, please [contact our Sales team](https://www.chiefarchitect.com/company/contact.html) (<https://www.chiefarchitect.com/company/contact.html>).

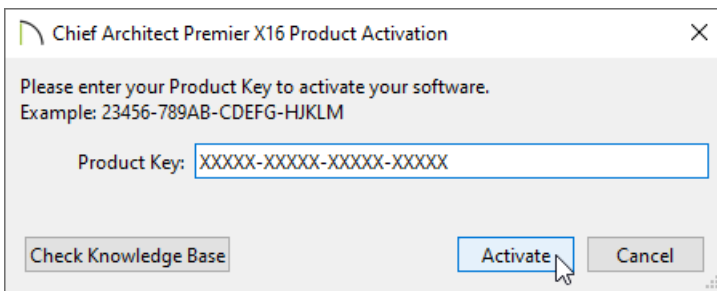
Note: Please see the [Related Articles](#) section below for more information on locating your full version product key once it has been purchased.

To activate the trial version with a full version product key

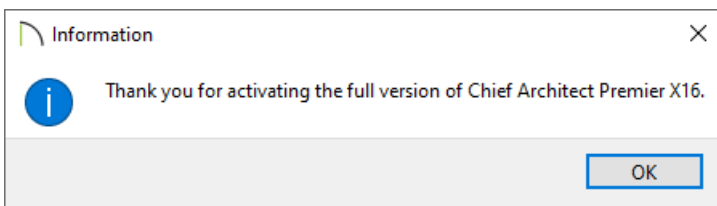
1. Once you have a full version product key, navigate to **Help > Activate Full Version** within the trial version.

You can also click on the **Activate Now**  link at the bottom of the Dashboard.

2. In the **Product Activation** dialog, input the full version product key that you received after purchase and click the **Activate** button.



3. You will receive an Information message thanking you for activating. Click **OK**.



4. The trial version will be converted into the full purchased version, and all limitations will be removed.



Chief Architect
Professional
Free Trial

(<https://www.chiefarchitect.com/products/trial.html>)

Home Designer
DIY
Free Trial

(<https://www.homedesignersoftware.com/products/trial.html>)

Related Articles

- 📌 [Finding your Chief Architect Product Key \(https://www.chiefarchitect.com/support/article/KB-01034/finding-your-chief-architect-product-key.html\)](https://www.chiefarchitect.com/support/article/KB-01034/finding-your-chief-architect-product-key.html)
- 📌 [Finding your Home Designer Product Key \(/support/article/KB-01038/finding-your-home-designer-product-key.html\)](https://www.chiefarchitect.com/support/article/KB-01038/finding-your-home-designer-product-key.html)
- 📌 [Limitations of the Chief Architect Trial Software \(https://www.chiefarchitect.com/support/article/KB-00967/limitations-of-the-chief-architect-trial-software.html\)](https://www.chiefarchitect.com/support/article/KB-00967/limitations-of-the-chief-architect-trial-software.html)
- 📌 [Limitations of the Home Designer Trial Software \(/support/article/KB-02946/limitations-of-the-home-designer-trial-software.html\)](https://www.chiefarchitect.com/support/article/KB-02946/limitations-of-the-home-designer-trial-software.html)