

Message: The material was duplicated. It was renamed to avoid confusion.

Reference Number: **KB-01326**

Last Modified: **October 19, 2021**

The information in this article applies to:



QUESTION

I'm using Chief Architect X9, Home Designer Pro 2018, or a prior version, and I keep encountering the following message in one of my plans:

"The material "_" was duplicated. It was renamed to avoid confusion."



What is causing this and how can I prevent it?

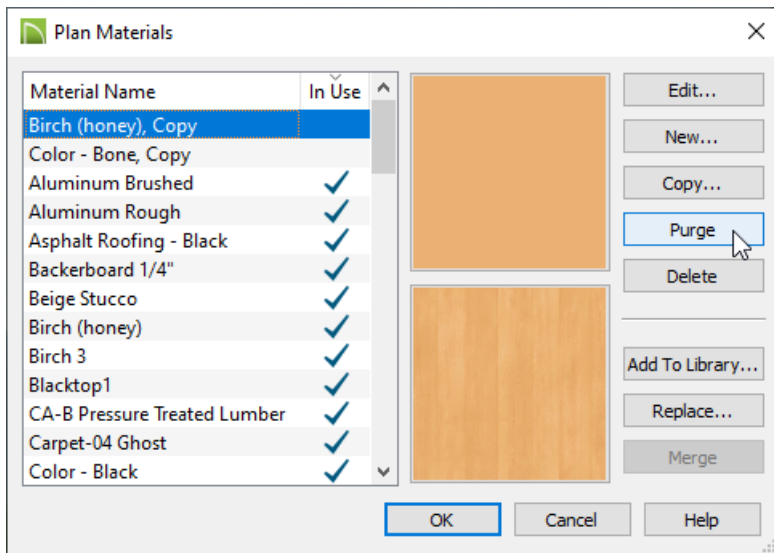
ANSWER

This message will display when the program detects multiple materials with the same name in Chief Architect X9, Home Designer Pro 2018, and prior versions.

To prevent the message from continuing to display, you can purge unused materials from the plan.

To purge unused materials from a plan

1. **Open**  the plan file in question.
2. Select **3D> Materials> Plan Materials**  from the menu.
3. In the **Plan Materials** dialog that displays:



- Scroll through the list of materials on the left and notice the number of materials that do not have a check in the In Use column.
- Click the **Purge** button to remove materials that aren't in use, including duplicates, or those with identical names.
- Click **OK** to close the dialog.