


Troubleshooting Seeing Sky in a Floor Camera View Rather Than a Ceiling or the Floor Above

Reference Number: **KB-00995**

Last Modified: **July 16, 2015**

The information in this article applies to:




QUESTION


When I take a Floor Camera view from a room below an Open Below area, I see sky instead of my upper floor. How can I resolve this?

ANSWER

The Floor Camera tool creates views of the current floor only. The ceiling and anything above it is not generated, and neither is anything below the floor.



Instead of using the Floor Camera tool, use the **Full Camera**  tool, which does not have the **F** on the icon, to create multi-floor views of the 3D model.

The **Full Camera**  tool can be used to create both interior and exterior perspectives and is ideal for displaying cathedral ceilings, roofs, lofts, stairwell openings, and other variation in floor and ceiling levels.



[📄 Correcting Crooked Walls or Lines \(/support/article/KB-00311/correcting-crooked-walls-or-lines.html\)](/support/article/KB-00311/correcting-crooked-walls-or-lines.html)

[📄 Fixing Wall Display Issues in Home Designer Pro \(/support/article/KB-00379/fixing-wall-display-issues-in-home-designer-pro.html\)](/support/article/KB-00379/fixing-wall-display-issues-in-home-designer-pro.html)

[208-292-3400 \(tel:+1-208-292-3400\)](tel:+1-208-292-3400) © 2003–2017 Chief Architect, Inc.

[Terms of Use \(https://www.chiefarchitect.com/company/terms.html\)](https://www.chiefarchitect.com/company/terms.html)

[Privacy Policy \(https://www.chiefarchitect.com/company/privacy.html\)](https://www.chiefarchitect.com/company/privacy.html)