

Displaying the Living Area, or Square Footage, of a Room with the Room Name

Reference Number: **KB-00552**

Last Modified: **September 13, 2023**

This article also applies to the following legacy products:
Pro | Architectural | Suite


QUESTION

I have just named a room in my structure and I now see the internal dimensions of the room below the label. What setting needs to be changed so that I can see the square footage of the room below the room name?

ANSWER

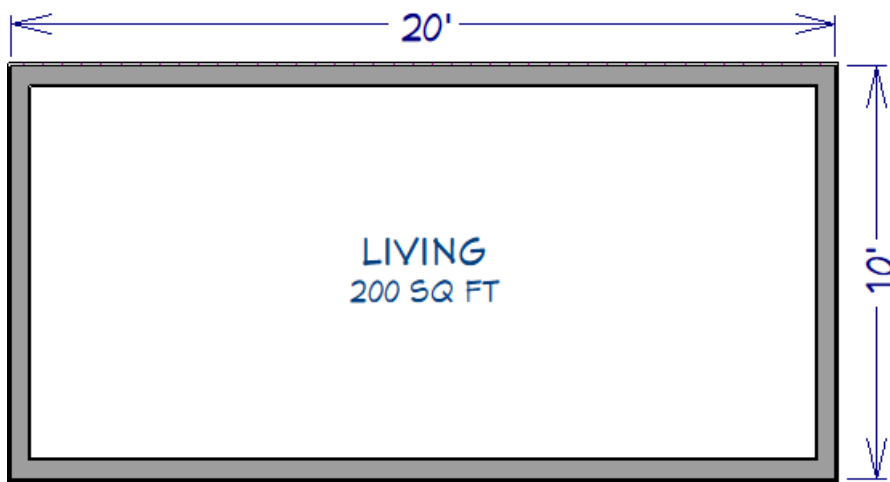
By default, Home Designer shows the internal dimensions of a room along with the room name, though both the interior area and standard area can be displayed.

To display the area of a room

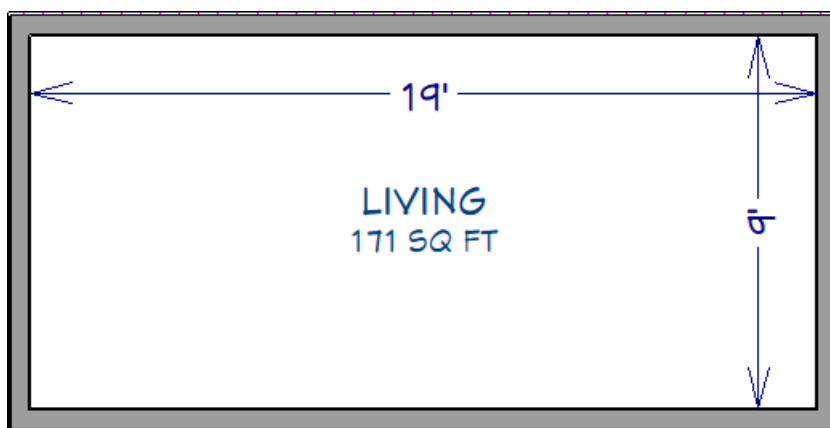
1. With a plan open, navigate to **Tools> Display Options**  from the menu.
2. By default, the (Layer) **Display Options** dialog displays each layer name in alphabetical order. Scroll down to the layers beginning with the word "Rooms".

There are three layers to be aware of:

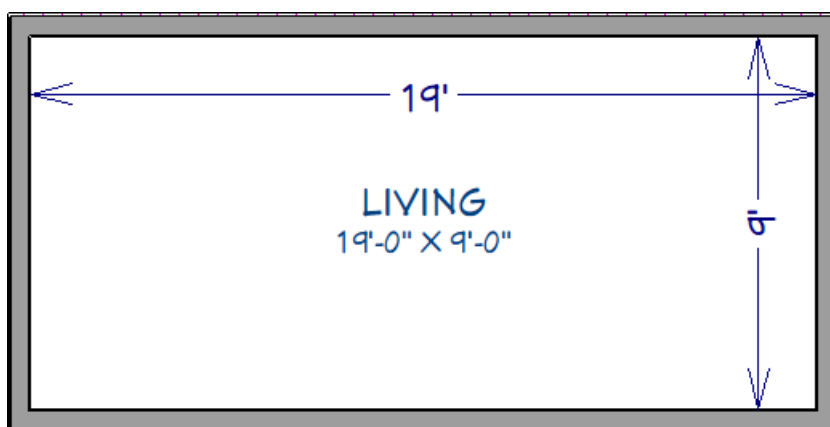
- **Rooms, Standard Area** is measured from the center of interior walls to either the outside surface of exterior walls or exterior wall framing (main layer), depending on the 'Living Area To' setting in the Plan Defaults dialog. It is rounded to the nearest square foot or mm.



- **Rooms, Interior Area** is measured from the inner surfaces of all the room's walls. It is rounded to the nearest square foot or mm.



- **Rooms, Interior Dimensions** is also measured from the inner surfaces of the room walls. It is rounded to the nearest inch or mm.



3. Clicking the check in the **Disp** column for any of these layers will show the dimension or area calculation under all room labels.

This same room information, along with the perimeter and volume, can also be viewed by accessing the **GENERAL** panel of the **Room Specification** dialog in Home Designer 2024 and newer versions.

Room Specification

General

Structure

Moldings

Fill Style

Materials

General

Room Type:

Living

Room Name:

Living

☒ Show Room Label

Living Area

☐ Include in Total Living Area Calculation

☐ Exclude from Total Living Area Calculation

☒ Use Default (Included)

Room Information

Rooms Selected: 1

Dimensions: 19'-0" x 9'-0"

Interior Perimeter: 672"

Standard Area: 200 sq ft

Interior Area: 171 sq ft

Volume: 1,533.66 cu ft

Related Articles

- 📄 [Calculating the Living Area, or Square Footage, of a Plan \(/support/article/KB-00309/calculating-the-living-area-or-square-footage-of-a-plan.html\)](/support/article/KB-00309/calculating-the-living-area-or-square-footage-of-a-plan.html)
- 📄 [Restoring Missing Room Labels \(/support/article/KB-00157/restoring-missing-room-labels.html\)](/support/article/KB-00157/restoring-missing-room-labels.html)
- 📄 [Toggling the Display of Objects \(/support/article/KB-00264/toggling-the-display-of-objects.html\)](/support/article/KB-00264/toggling-the-display-of-objects.html)