

Preventing Switches from Automatically Converting to Three or Four-Way Switches

Reference Number: **KB-00355**

Last Modified: **May 2, 2025**

The information in this article applies to:



QUESTION



How do I prevent switches from automatically converting to three or four-way switches when I use the Electrical Connection tool.

ANSWER



If the Electrical Connection tool is used to connect multiple different switches to a single light object or fixture, Home Designer may automatically convert the switch to a three or four-way switch.

To prevent this automatic conversion process from occurring, you can disable the Automatically Change Switch Type When Wiring setting located in the Electrical Service Specification prior to creating electrical connections.

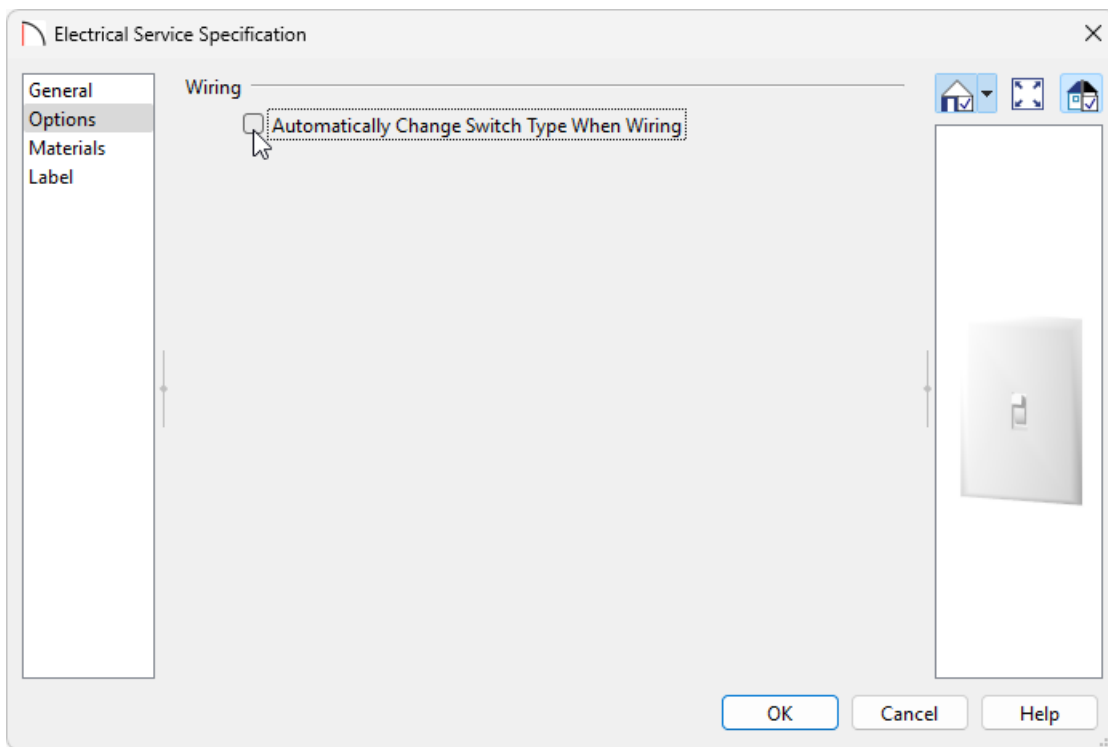
To prevent the switch type from changing

1. If electrical connections have been generated and your switches have converted to three or four-way switches, use the **Select Objects**  tool to select these particular connections, then click the **Delete**  edit tool, or **Delete** key on your keyboard to remove them from the plan.

Your three or four-way switches should convert back to the original switch type.

2. Using the **Select Objects**  tool, select one of the switches, then click on the **Open Object**  edit tool.
3. On the **OPTIONS** panel of the **Electrical Service Specification** dialog that displays, remove the check mark next to **Automatically Change Switch Type When Wiring** then click **OK**.

Note: Switches placed using the Switch tool will have this setting enabled; switch objects placed directly from the library will not.



4. Repeat this same procedure with any other switches that you don't want converted to three or four-way switches.
5. Lastly, navigate to **Build> Electrical> Electrical Connection** and (re)connect your switches to your lights.

Related Articles

- 📄 [Adding GFCI Outlets in Home Designer \(/support/article/KB-00494/adding-gfci-outlets-in-home-designer.html\)](/support/article/KB-00494/adding-gfci-outlets-in-home-designer.html)
- 📄 [Placing Light Fixtures and Ceiling Fans \(/support/article/KB-00289/placing-light-fixtures-and-ceiling-fans.html\)](/support/article/KB-00289/placing-light-fixtures-and-ceiling-fans.html)