
















































Home Designer®

Summary Product Comparison

						
	Professional	Architectural	Suite	Landscape & Deck	Interiors	Essentials
Home Design 						
Interior Design 						
Remodeling 						
Decks & Landscaping 						
Kitchens & Baths 						
Professional Tools 						
	 Good		 Better		 Best	

*[Scroll Down](#) for more product details and differences.

*Visit the [Product Chooser](#) page to learn more about which product may be right for you.



Home Designer[®] SOFTWARE

"...Home Designer has a great feature set and is easier to use than most home design software."



MSRP

Design Tools

	Professional	Architectural	Suite	Landscape/Deck	Interiors	Essentials
Design Templates aid in quickly beginning a new project	60+	60+	35+	40+	20+	15+
Enhanced editing feedback - preview the placement and orientation of objects while moving your cursor makes adding and moving items easy and fast	●	●	●	●	●	●
Free Sample home plans	5,000	2,500	1,500	-	1,000+	500
Create Billboard Image tool allows you to import a photo of your home and add Landscaping	●	●	●	●	●	●
Reference Display Tool - Turn on a Reference of adjacent floors to aid in designing multi-tiered decks or room layout between floors	●	●	●	●	●	●
Name individual rooms from a defined list of types or create new names. Custom Room Label controls - assign room types as well as custom room labels	●	●	●	●	●	●
Display the Dimensional Size and the Square Footage labels for a room at one time	●	●	●	●	●	●
Multiple Select & Edit Rooms. Group select multiple rooms and edit their attributes at once	●	-	-	-	-	-
Multiple-select editing. For example, select all your cabinets and change them all with one command	●	-	-	-	-	-
Center Objects tool – center objects in 2D & 3D. Center cabinets under windows, windows in walls, dormers on a roof, and several other items 3D and 2D	●	●	●	●	●	●
Make Parallel tool. Use the Make Parallel tool to align objects parallel or perpendicular to other objects	●	●	-	-	-	-
Use Edit Area to select, move, edit, and copy entire regions of your design	●	●	●	●	●	●
Rotate and Flip Plan	●	-	-	-	-	-
Use callouts to reference between details, plans, and cross-sections in a blueprint layout	●	-	-	-	-	-
Create blueprint layouts with 3D, CAD, Cross-Section / Elevation, and Plan Views. Define any scale for the drawing	●	-	-	-	-	-
Backup Entire Plan - exports a bundle of all the files referenced in your plan, good for sharing with other users who do not have your custom materials and images	●	-	-	-	-	-
House Wizard™ provides more control over choosing the room types for each floor	●	●	●	-	●	●
Model Maker™ tool allows you to print 3D models for assembly	●	●	●	-	-	●
Virtual Graph Paper™ displays a reference grid	●	●	●	●	●	-
Plan Check™ reviews your design against basic building principles	●	●	●	-	-	●
IRC - Residential Design Checklist to review your design against national building codes	●	-	-	-	-	-

3D Tools

Import 3D Library objects in .3DS, .OBJ, & .SKP formats	●	●	●	-	-	-
Create photo-realistic 3D renderings with shadows in interior and exterior scenes	●	●	●	●	●	●
Use the Rendering Techniques tools to create artistic views of your designs like Watercolor, Technical Illustration, and Vector Views	●	●	-	-	●	-
Create accurate day or night-time views of your lighting plan	●	●	●	●	No Night Views	●
Define custom lighting with shadows, attenuation, intensity, and more	●	●	-	-	●	-
Save and load 3D and Render Views to quickly view your favorite camera images	●	●	●	●	●	-
Full control of render settings allows you to customize your photo-realistic rendering for speed or visual quality	●	-	-	-	-	-
Delete Surface tool. Explore your structure in 3D by temporarily removing surfaces without changing your design	●	●	●	●	●	●
Define the North Pointer for Sun Angles	●	-	-	-	-	-
Create 3D objects (countertops, slabs, terrain features, and more) from CAD objects	●	-	-	-	-	-
Aerial View gives overview for fast navigation of plan while editing	●	-	-	-	-	-
Material eye-dropper and Color Chooser™ allow "drag-and-drop" application of materials and colors	●	●	●	●	●	●
Blend Color tool allows you to change the color of any material while retaining its texture	●	●	●	●	●	●
Record Walkthroughs along a specified path	●	●	●	-	-	-
Record Walkthroughs with the stylized views of Rendering Techniques	●	●	-	-	-	-



Home Designer[®] SOFTWARE

"...Home Designer has a great feature set and is easier to use than most home design software."



MSRP

Cost Estimating / Materials List

	Professional	Architectural	Suite	Landscape/Deck	Interiors	Essentials
Standard Project Cost Estimator automatically generates a materials list for budgeting and planning an entire project	●	●	●	Deck & Landscaping Materials	Interior Materials	House Materials
Advanced Project Cost Estimator automatically generates a materials list for budget planning, by room, by floor, or by entire project	●	●	●	-	-	-
Specify when a room is calculated in the Living Area. For example, specify the garage or attic to be included or excluded in the living area calculation	●	●	●	●	●	●
Deck and Framing Cut & Buy Lists. A new Structural Lumber Table can be used to calculate lumber materials for a Cut & Buy List. This calculation is in addition to square feet and lineal feet calculations and can be especially helpful for your framing and decking board calculations	●	●	-	-	-	-
Export Materials Lists to spreadsheet programs including Microsoft® Excel	●	Text File Only	Text File Only	Text File Only	Text File Only	Text File Only
Save snapshot Materials Lists for different stages of the project. Allows you to evaluate different ideas, compare cost differences, and plan stages of construction	●	-	-	-	-	-
Add detail to each individual component in the materials list for a comprehensive cost estimate breakdown. For example, assign components to your cabinets, such as doors, pulls, and hinges and assign costs for each item	●	-	-	-	-	-
Master List allows you to store and manage commonly-used material prices	●	-	-	-	-	-

Dimension Tools

Manual and Automatic dimensioning. Includes One-Click™ Automatic dimensions	●	●	●	●	●	●
Temporary dynamic wall dimension - displays temporary dimensions as walls are drawn	●	●	●	●	●	●
Advanced dimensioning tools including angular, end-to-end, and interior dimensions	●	Interior Dimensions	Interior Dimensions	-	Interior Dimensions	-
Fully editable dimension lines, and configurable dimension editing. Change where dimensions locate walls, windows, doors, and other objects, both when generating dimensions automatically or manually	●	●	-	-	-	-
Manually enter dimensions (lengths or angles) to precisely position walls and objects. Use dimensions to quickly position objects with precision	Lengths & Angles	Lengths	Lengths	Lengths	Lengths	Lengths
Tape Measure tool. Use the Tape Measure Tool to find the measurements of any item	●	●	●	●	●	●
End-to-End Dimension tool. Drag dimension from start to finish creating a single dimension string	●	●	●	●	●	●
Dimension Number Height Control. Adjust the number height for dimensions on a per-dimension basis	●	●	●	●	●	●
Default Dimension Format & Arrows. Control the unit formatting, arrows for the default dimensions. Quickly change the look of the dimensions in your design through a single dialog	●	●	●	●	●	●

CAD / Elevation Tools

Export plans in DXF file format	●	●	●	-	-	-
Standard CAD tools to detail your designs	●	●	●	-	-	-
Advanced CAD tools to detail cross-section views with insulation, cross-boxes, and more	●	-	-	-	-	-
Close Polyline tool, Filleted Polyline radius. Select any polyline and choose Close Polyline to automatically connect the start and end points. Editing of filleted polylines retains fillet radius	●	-	-	-	-	-
Advanced CAD editing tools such as replicate, line weights, point-to-point move, custom patterns, and more. Compatible with AutoCAD® patterns	●	-	-	-	-	-
CAD-to-Walls™ - Convert CAD lines from DXF file format to walls. Convert plans created in other CAD programs	●	-	-	-	-	-
Visual CAD Snaps™ feature with setup dialog and snap options to control	●	-	-	-	-	-
Toggle control for Angle Snaps & Object Snaps	●	●	●	●	●	●



"...Home Designer has a great feature set and is easier to use than most home design software."

Smart Computing



	Professional MSRP \$495	Architectural MSRP \$199	Suite MSRP \$99	Landscape/Deck MSRP \$79	Interiors MSRP \$79	Essentials MSRP \$59
Use layers to control the display of labels in plan views - Architectural Blocks, Cabinets, Electrical, Fixtures, Furniture, Shapes, Hardware, Millwork, Plants, and Sprinklers	●	●	●	●	●	●
Show or hide Electrical Connections, Architectural Blocks, Hardware, Schedules, and Light Sources using layer controls	●	●	●	●	●	●
Layers can be used to separate key building components such as electrical or framing. Display or hide features of your design, set colors, lock layers, and use reference layers for precise editing	●	Limited	Limited	Limited	Limited	Limited
Create Elevation, Wall Elevation, and Cross Section Views for the interior and exterior of your design	●	●	●	-	-	●
Create back-clipped Cross Section/Elevation Views to limit your view to relevant details for precise plan editing	●	-	-	-	-	-
Create Rendered Cross-Section Views with photo-realistic textures	●	●	●	-	-	●
Windows / Doors / Cabinets						
Standard Cabinet Tools	●	●	●	-	●	●
Advanced Cabinet Tools - attach moldings & hardware, angled front cabinets, and more	●	●	-	-	-	-
Rounded Countertop Corners for Automatic Countertops.	●	-	-	-	-	-
Design and edit Custom Countertop shapes and styles	●	●	-	-	-	-
Pass-Thru tool. Create an opening between two rooms	●	●	●	●	●	-
Atrium Door options. Create Center Swing Double Doors, also known as atrium patio doors.	●	-	-	-	-	-
Visualize door placement prior to actually placing the door with intuitive control of the hinge and swing	●	●	●	●	●	●
Arched Top Windows & Doors. Specify Round Top, Gothic Arch, or Broken Arch shapes to windows and doors. Adjust the amount of curvature	●	●	●	-	●	-
Angled Top Window Controls. Adjust the angle of window tops. Apply changes to the left, right, or center of the window	●	●	●	-	●	-
Window Treatments & Shutters. Adjust curtains by the height off floor and height above casing. Specify shutters on either side of a window. Blinds fit inside casing when attached to Windows	●	●	-	-	●	-
Libraries / Catalogs						
Library Items to customize and create designs	10,000+	9,500+	7,000+	6,000+	5,500+	5,500+
Download Additional Library Catalogs from www.homedesignersoftware.com in the V10 format	●	●	●	●	●	-
Advanced library items - Cabinet/Door Hardware, and molding profiles	●	●	Moldings Only	-	Moldings Only	Moldings Only
Ability to Add items to the Library Browser	●	●	●	●	●	-
Ability to Export Custom Libraries - Share your libraries with other Home Designer Users	●	●	●	●	●	-
Library Search & Instant Search bar integrated into the Library. Search for Library items by keyword, object type or style. Instant Search bar is integrated into the Library, just start typing in the search bar to find objects in the Library Browser. Customize Library Search Attributes, view or modify key words for searching on Library objects	●	●	●	●	●	●
Library Catalog Downloads & Updates. Check for Library updates option. Download is faster and more efficient. Libraries are download on demand and can be mass downloaded or on an as needed basis. Library Catalogs are removed from the program install file to reduce the program download size	●	●	●	●	●	●
Subscribe to & Download Library Catalogs. Subscribe to catalogs online and download them to your Library Catalog	●	●	●	●	●	-
Multiple Select Library Items. Use the Shift or Ctrl keys to copy, move, and edit groups of objects	●	●	●	●	●	●
View number of Objects in Library Catalog. Select any folder to view the number of items contained there. Displayed on the Status Bar	●	●	●	●	●	●



Home Designer[®] SOFTWARE

"...Home Designer has a great feature set and is easier to use than most home design software."



MSRP

Stairs / Ramps / Railings

Advanced stair tools allow control of shape, starter treads, flaring, tread width, and more. Full control over curved staircases

Wrap Around Stairs - join stairs on outside or inside corners

One-Click™ Stairs & Ramps. Auto place stairs from platform to platform. Place full length stairs with a single click. Stairs and Ramps automatically connect to the terrain when drawn from the ground to the structure

Define Stair starting elevation. Specify whether stairs and ramps are located at the sub-floor or the finished floor elevation

Landing tool. Create Custom Landings to auto-connect Stair sections or Ramp sections together. Choose auto adjust features for the height and thickness based on stair or ramp connection. Turn railings on or off per Landing edge

Ramp tool. Default Ramp is ADA compliant. Specify length, slope rise and run. Use for non-traditional ramps such as skateboard ramps

Building Tools

Automatic building tools for roof generation, stairs, dimensioning, foundations, and more

Automatic building tools for framing and electrical

Ceiling Plane tool - create custom ceilings of any slope and shape; vaulted, cathedral, and more

Building tools to customize floors and ceilings. Control over ceiling height and vault. Use any floor materials you like

Automatic Roofs - gable, hip, shed, gambrel, and more

Gable & Hip Roof Toggle tool. Toggle the roof between these two styles using the Gable / Hip tool in 3D and 2D

One-Click Auto Dormer™ - builds dormer on roof automatically while cutting a hole for the ceiling

Automatic Structural Dormers - builds dormers automatically with walls that reach the floor

Unblock and manually edit Automatic Dormers

Auto Roof Returns™

Create any custom roof plan with the Manual Roof tools. Edit and create roof planes. Start with an automatic roof and then add custom details, or create the entire roof manually

Customize construction methods for walls, floors, ceilings, and foundations. Specify wall layers, floor structure, platform height, mudsills, framing methods, and more

Custom Wall Types. Create, copy, and delete wall types with layers to match your projects

Half-Wall tool. Draw half walls and specify their default values (also known as solid railings)

Create pony walls and edit wall shape in cross-section view. Add beadboard to a kitchen, add stone to the outside of your design, or create a stepped foundation for a hillside lot

Specify Foundation types by room

Elevation and Cross-Section cameras show the foundation in the view - see your basement, slab, or crawlspace in a section view

Vertical Footing Control. Define stepped foundations with vertical footing control. Choose to show or hide vertical footings for stepped foundations

Specify Foundation Piers as Round or Square

Manual framing tools for fully editable framing, including joists, rafters, trusses, beams, posts, and more. Create any framing system for your design

Automatic Framing - set the program to update your framing as the design changes

Post & Beam framing tools - specify Round or Square posts. Set the Default Material for Posts in the framing defaults

Specify the size and style (In Line, Stagger, or Cross) of Roof Blocking and Bridging

Advanced architectural object editing including replication, rotation, and reflection

	Professional	Architectural	Suite	Landscape/Deck	Interiors	Essentials
Advanced stair tools allow control of shape, starter treads, flaring, tread width, and more. Full control over curved staircases	●	Limited	-	-	-	-
Wrap Around Stairs - join stairs on outside or inside corners	●	●	●	●	●	●
One-Click™ Stairs & Ramps. Auto place stairs from platform to platform. Place full length stairs with a single click. Stairs and Ramps automatically connect to the terrain when drawn from the ground to the structure	●	●	●	●	●	●
Define Stair starting elevation. Specify whether stairs and ramps are located at the sub-floor or the finished floor elevation	●	-	-	-	-	-
Landing tool. Create Custom Landings to auto-connect Stair sections or Ramp sections together. Choose auto adjust features for the height and thickness based on stair or ramp connection. Turn railings on or off per Landing edge	●	●	●	●	●	●
Ramp tool. Default Ramp is ADA compliant. Specify length, slope rise and run. Use for non-traditional ramps such as skateboard ramps	●	●	-	-	-	-
Building Tools						
Automatic building tools for roof generation, stairs, dimensioning, foundations, and more	●	●	●	●	●	●
Automatic building tools for framing and electrical	●	●	●	-	-	●
Ceiling Plane tool - create custom ceilings of any slope and shape; vaulted, cathedral, and more	●	-	-	-	-	-
Building tools to customize floors and ceilings. Control over ceiling height and vault. Use any floor materials you like	●	●	●	-	●	●
Automatic Roofs - gable, hip, shed, gambrel, and more	●	●	●	●	●	●
Gable & Hip Roof Toggle tool. Toggle the roof between these two styles using the Gable / Hip tool in 3D and 2D	●	●	●	●	●	●
One-Click Auto Dormer™ - builds dormer on roof automatically while cutting a hole for the ceiling	●	●	●	-	-	-
Automatic Structural Dormers - builds dormers automatically with walls that reach the floor	●	-	-	-	-	-
Unblock and manually edit Automatic Dormers	●	-	-	-	-	-
Auto Roof Returns™	●	●	●	-	-	-
Create any custom roof plan with the Manual Roof tools. Edit and create roof planes. Start with an automatic roof and then add custom details, or create the entire roof manually	●	-	-	-	-	-
Customize construction methods for walls, floors, ceilings, and foundations. Specify wall layers, floor structure, platform height, mudsills, framing methods, and more	●	-	-	-	-	-
Custom Wall Types. Create, copy, and delete wall types with layers to match your projects	●	●	-	-	-	-
Half-Wall tool. Draw half walls and specify their default values (also known as solid railings)	●	●	●	-	●	-
Create pony walls and edit wall shape in cross-section view. Add beadboard to a kitchen, add stone to the outside of your design, or create a stepped foundation for a hillside lot	●	Limited	-	-	-	-
Specify Foundation types by room	●	-	-	-	-	-
Elevation and Cross-Section cameras show the foundation in the view - see your basement, slab, or crawlspace in a section view	●	●	●	-	-	●
Vertical Footing Control. Define stepped foundations with vertical footing control. Choose to show or hide vertical footings for stepped foundations	●	-	-	-	-	-
Specify Foundation Piers as Round or Square	●	-	-	-	-	-
Manual framing tools for fully editable framing, including joists, rafters, trusses, beams, posts, and more. Create any framing system for your design	●	-	-	-	-	-
Automatic Framing - set the program to update your framing as the design changes	●	-	-	-	-	-
Post & Beam framing tools - specify Round or Square posts. Set the Default Material for Posts in the framing defaults	●	-	-	-	-	-
Specify the size and style (In Line, Stagger, or Cross) of Roof Blocking and Bridging	●	-	-	-	-	-
Advanced architectural object editing including replication, rotation, and reflection	●	-	-	-	-	-



Home Designer[®] SOFTWARE

"...Home Designer has a great feature set and is easier to use than most home design software."



MSRP

Landscaping, Decking, and Terrain Tools

	Professional	Architectural	Suite	Landscape/Deck	Interiors	Essentials
Landscaping Plants	3,600+	3,600+	1,500+	3,600+	Interior Plants Only	500+
Plant Encyclopedia & Plant Chooser™	●	●	●	●	-	-
Plant Hardiness Zone Maps	●	●	●	●	-	-
Plant Schedules - Generate a list of all the plants used in your design	●	●	-	●	-	-
Grow Plants Slider Tool - 0 - 20 years	●	●	-	●	-	-
Distribute Objects in Garden Beds - auto-populate your garden beds automatically	●	●	●	●	-	●
Show plants with filled colors in your 2D landscape design	●	●	●	●	-	●
2D plant symbol types allow you to customize the look and feel of your landscape and plants	●	●	●	●	-	●
Lock and Reset the aspect ratio for plants and images - choose to stretch or resize plants and images based on your design needs	●	●	●	●	●	●
Landscaping Style Templates	●	●	-	●	-	-
Complete Deck & Fence Tools	●	●	-	●	-	-
Deck Designer™ tool. Design Straight and Curved Decks. Define roof and ceiling attributes for a covered deck. Control the orientation and size of deck planking, gap, width, overhang, direction, border planks.	●	●	-	●	-	-
Auto Re-Build Deck Framing. Deck Framing updates as the deck design changes	●	●	-	●	-	●
Advanced Railing Tools - Custom Railing Panels, Control of Height & Railing Styles - Great for Custom Decks	●	●	●	●	-	-
Polygon Deck tool creates deck shapes automatically	●	●	●	●	-	-
Deck Planking Control - change angles, borders, and create patterns with deck planking	●	●	-	●	-	-
Deck Planking - change the materials applied to all planks. Paint one deck plank in 3D and all planks will update	●	●	-	●	-	●
Advanced Fence Tools - Control Height of individual Fence Components	●	●	-	●	-	-
Pre-Arranged Garden Beds	●	●	-	●	-	-
Standard Landscaping Terrain Tools	●	●	●	●	-	●
Advanced Landscaping Terrain Tools - Hill and Valley tools for terrain features	●	●	●	●	-	-
Terrain Hole Tool - Cut holes in Terrain - great for pools, spas, and advanced terrain features	●	●	●	●	-	-
Advanced Terrain editing Tools	●	●	-	●	-	-
Define custom Terrain, including sloped lots and input elevation points	●	●	●	●	-	-
Input accurate elevation data for true to life Terrain models	●	●	-	●	-	-
Import Terrain Wizard	●	●	●	●	-	-
Create split-entry homes with daylight basements	●	●	●	●	-	-
Straight & Curved Terrain Walls, Curbs, & Retaining Wall tools	●	●	●	●	-	-
Straight & Curved Roads & Sidewalks, & Driveway & Parking Lot tools	●	●	●	●	-	Straight Sidewalks Only
Stepping Stone tools	●	●	●	●	-	-
Water Feature tools - create various shaped ponds and water features or design a lake front home	●	●	●	●	-	Round Only
Stream tools - add streams, creeks, and water features to your design	●	●	●	●	-	-
Image/Plant Object Specification - set the X and Y coordinates for image and plant objects - for specific planting definition	●	●	-	●	-	-
Define Terrain Elevation Splines, Elevation Regions, and Terrain Breaks	●	●	Elevation Regions		-	-
Import GPS Wizard - quickly model your terrain with GPS data	●	●	●	●	-	-
Display angles as Azimuth Bearings	●	-	-	-	●	-
Dimension to Plants & Images	●	●	●	●	●	-



Home Designer[®] SOFTWARE

"...Home Designer has a great feature set and is easier to use than most home design software."



MSRP

General / Support						
	Professional	Architectural	Suite	Landscape/Deck	Interiors	Essentials
Maximum Print Size	Architectural C 18" x 24"	12" x 18"	12" x 18"	12" x 18"	12"x18"	8.5" x 14"
Loan/Mortgage Calculator	●	●	●	-	-	-
Fully editable working environment including customizable toolbars	●	-	-	-	-	-
Compatible with - 3D Home Architect® (Version 4.0 and prior)	●	●	●	●	●	●
Compatible with Chief Architect® (Version 10.0 and prior)	Viewing Mode Only	Viewing Mode Only	Viewing Mode Only	Viewing Mode Only	Viewing Mode Only	Viewing Mode Only
Compatible with Chief Architect® (Version X1, X2 & X3)	Full Editing	Basic Editing, Change Materials & Colors, Move Furniture	Basic Editing, Change Materials & Colors, Move Furniture	Basic Editing, Change Materials & Colors, Move Furniture	Basic Editing, Change Materials & Colors, Move Furniture	Basic Editing, Change Materials & Colors, Move Furniture
Online Training Tutorials with "How-To" videos	90+ videos	40+ videos	30+ videos	40+ videos	40+ videos	25+ videos
Searchable Training Videos - use keywords to find exactly the help you need	●	●	●	●	●	●
Windows® 7 / Vista / XP Compatible	●	●	●	●	●	●
Chief Architect® 2011 Technology	●	●	●	●	●	●
Free Online Technical Support	●	●	●	●	●	●